



The cabin makes the difference

OMEGA V, STELLA & ATRIA

Ropeway cabins –
Made in Switzerland



Contents

About CWA 6

Traveling with Swiss quality

OMEGA V 10

Style icon of the fifth generation

STELLA 18

Game-changing – the versatile performer

ATRIA 24

When vision takes shape and a name

Modular 30

One kit – a multitude of possibilities

Design 40

Timeless design down to the detail

Swiss quality made in Olten

Ropeway construction has a long tradition in Switzerland as an Alpine country. This is not only due to the many mountains but is also closely linked to characteristics for which Switzerland is known around the globe.

The fact that the world's leading ropeway cabins are built in Olten is no coincidence. At the southern foot of the Jura mountains, where high-precision watchmaking and sophisticated metalworking are deeply rooted, CWA develops and manufactures cabins and vehicles for the most beautiful places in the world.

The innovative strength of its engineers and skilled production staff makes this possible. With a high demand for quality and precision, they develop, design and build cabins that are used in mountain areas, in excursion and adventure tourism, and in urban transport.



Innovation as a driver and benchmark

The Swiss spirit of innovation has characterized CWA since its beginnings. And still makes it the world's number 1 in cabin and vehicle construction today. CWA's more than 80-year history is deeply rooted in Swiss traditions. Founded at a time when the world was in upheaval, company owner Anton Frech proved as early as 1939 what an alert spirit of innovation and entrepreneurial thinking can achieve.

The first ropeway cabins in 1956 marked the beginning of the company's rise to become the world market leader in cabin and vehicle construction. The merger with the Doppelmayr Group in 2001 has further fueled this path. The foundation for this success story has remained the same over all these years: An attentive eye for the needs of ropeway operators and passengers and an unbroken joy in innovation.



Cast from the same mold

A consistent design language. A wide range of useful options suitable for all products. A three-pack of family power.

OMEGA V, STELLA, ATRIA. Their external shape bears the same hallmark – the harmoniously rounded form that helped make the very first OMEGA generation a great success. Today, this contour is still the optimum in terms of wind stability and space.

The interior of the cabins is also designed to match, starting with the barrier-free entry, through the ergonomic seats to the sound-absorbing headliner.

Strong family ties

The relations are evident – OMEGA V, STELLA, and ATRIA have the same roots and are closely linked.

What unites them is more than just their geographical origin and technical DNA. Whether OMEGA V, STELLA, or ATRIA – they have been created from the same basic idea: attractively shaped and ergonomic cabins, modular in design and individually expandable with a wide range of options. So that they can inspire ropeway operators and passengers with an impressive ride experience.

They are sisters of the same product family, sharing and learning from each other. Each with its character and a common denominator: they feel at home everywhere – in the mountains, at tourist attractions, in urban traffic, and on six continents.



OMEGA V

Style icon of the fifth generation





Consistently thought through in design

Identity without compromise. Consistent development. In the fifth generation.

When craftsmanship and esthetics come together, the result is a harmonious combination that catches the eye. The impressive overall design of the OMEGA V begins with the cabin exterior. The lightweight aluminum construction ensures low cabin weight that leaves plenty of room for harmoniously styled options and details.

OMEGA V

OMEGA V – consistently further developed from A to Z and immediately identifiable as a true OMEGA. The design concept has been implemented without compromise down to the smallest detail and integrated into the Doppelmayr D-Line.

The first OMEGA cabin marked the start of an incredible success story for CWA, with its first chapter opening in 1983. This was a cabin perfectly tailored to its purpose, whose design and functionality were second to none. Since then, over 55,000 cabins of this type have been produced. Each of the four generations was entirely in tune with the demands of its era. The story now continues into the fifth generation, which is again destined to move people

worldwide. And for good reason: Passengers and operators are the drivers of continuous development. Many years of experience from the world of practice help to conserve the tried and tested while incorporating innovations. As a result, the OMEGA is and remains the perfect symbiosis of true identity and genuine innovation.





Unique and timeless



Immediately identifiable in shape.
Unrivaled in functionality.
The OMEGA. Unmistakably unique.

There are things that we perceive without really knowing why. That seem both familiar and new. That are dependable, yet nonetheless amaze us. That possess a character which can afford to be flexible. Because it's strong. Things that with every change exude a growing command of style. Where does this timeless elegance come from? Why is it so attractive? Or: What are the genes that define a style icon? We believe this derives first and foremost from its innate identity as the enabler for long-term development.



A completely new ambience inside

A harmonious impression. A sense of wellbeing inside.

The OMEGA V impresses at first sight with the clean lines of its overall design. Its harmonious shape and transparency allow it to blend in with any surroundings. Its many features – both inside and out – form a balanced whole. Passengers experience the sum of all these elements while riding to their destination. They feel a sense of ease – in the cabin and within the landscape that surrounds it.


A harmonious design is more than merely an attractive outer skin. With the OMEGA V, it begins with a cabin shape that has been perfectly honed for leading-edge ropeway technology and wind conditions alike. This precision is continued through to the tiniest details in the interior. Consistent styling, from the specially designed underbody panel through to the integrated hanger, is the hallmark of this cabin.

OMEGA V in action

- The ultimate D-Line cabin
- The established form of transport on the mountain and in the city
- For cable car rides without a timetable
- Symbiosis with the advantages of the D-Line – a travel experience in a class of its own
 - Compact and ideal for space-saving stations
 - Maximum customizability
 - Best accessibility and barrier-free operation
 - Maximum comfort
 - Focus on people and their needs
 - Harmonious shape and maximum transparency

STELLA

Game-changing



Powerful through and through



STELLA

Whether in everyday life or for leisure, people want mobility tailored to their individual needs. They want to get from A to B as quickly as possible and at any time.


STELLA writes performance in capital letters. This cabin is ideal wherever a large number of people have to be transported in a short time. With space

for up to 20 people, this can be up to 8,000 passengers per hour and direction. A value that sets a new benchmark in the ropeway industry.

Versatility as part
of the DNA

Modularity is included in the overall package. Because change is a constant. And because the needs of passengers and ropeway operators change.

STELLA is unmistakably part of the CWA product family. It has a modular design and makes individual equipment possible with a wide range of options. So that it can meet different requirements – the needs of passengers in urban traffic or operators of a ropeway on the mountain, people with a handicap, bikers on their way to the next trail, or families with strollers. The fact that it can be used on monocable and also on tricable gondola (3S) lifts is a further advantage that makes the STELLA just as attractive for winter and POI ropeways as for urban transport installations.



Performer on the way

With its high conveying capacity, STELLA is paving new ways for transporting people. A game-changing development for the mobility of the future.

The STELLA combines the advantages of a cabin for monocable ropeways and one for tricable systems. It consistently pursues the style and functionality of the OMEGA V and the ATRIA. Its spacious interior offers room for different seating concepts and the optional doors on both sides allow maximum flexibility and efficiency in passenger flows.



STELLA in action

- The performer for TRI-Line and D-Line
- Compact and spacious at the same time
- High capacity: 8,000 passengers per hour and direction
- Perfect for urban traffic and the powerful feeder line



ATRIA
Vision



ATRIA

The Power of a space.
Its generosity. Its maximum
transparency. ATRIA.

A generous, light-flooded space that transports at lofty heights. With vision as far as the horizon. Combined with a strong presence. The outer appearance of the ATRIA cabin emanates a consistent overall impression with its harmonious lines. Inside, passengers feel at ease and experience a sense of calm. A cabin that is inherently coherent and accomplished with precision all the way through to the smallest detail. Uncluttered and elegant. With unmistakable character.



Vision all round

Maximum transparency
and a sense of wellbeing
within the space.

When riding in the ATRIA, passengers benefit from maximum vision and an exceptional ambience. Modular features make for versatile interior layouts that optimally meet the individual needs of the ropeway operator. For innovation with vision. For unforgettable ride comfort in generous surroundings.

Records



Higher. Farther. Faster.
Top achievements are all part of the package.

With their tall towers and long rope spans, 3S gondola lifts can cross unspoiled landscapes, enabling passengers to enjoy the breathtaking vistas.

The hundreds of 3S cabins from CWA already in service around the globe are also a top performance. That's a wealth of practical experience that went into the development of the ATRIA. The number of passengers who can be comfortably accommodated in one cabin is also exceptional. And so is the speed with which the new 3S cabin covers long routes.

The combination of top achievements makes the ride in an ATRIA an unforgettable experience.



ATRIA in action

- The ultimate 3S cabin with maximum transparency
- For transporting passengers and large loads – the powerhouse among gondola lift cabins
- Symbiosis with the advantages of a 3S gondola lift – the ropeway of superlatives
 - Vision all round for a spectacular riding experience
 - Long rope fields overcome steep terrain and large obstacles – in the mountains, in the countryside, in the city
 - Continuous passenger flow and high transport capacity
 - Powerful and reliable
 - Maximum customizability
 - Best accessibility and barrier-free operation
 - Maximum comfort




Precision down to the last detail

It's often the little things that make people happy. In this case, it's actually a host of little things. A ropeway cabin should offer passengers and ropeway operators a wow factor that lasts for decades. It is exposed to the toughest conditions on a daily basis. That's why details make a decisive difference. Starting with the choice of materials that are appropriate to the application and ensure a long service life – through to a modular construction that enables the cabins to be modified whenever needs and requirements change. Added to this is the precision workmanship – Swiss made quality through to the smallest detail.

The right material is key

Aluminum – light in weight and extremely tough in service. Since its very beginnings, CWA has relied on durable lightweight aluminum construction. A successful and proven material that provides the basis for the cabin's low self-weight. That leaves plenty of scope for installing optional equipment. The cabin's basic structure is designed to allow retrofits or subsequent wiring without the need for extensive rebuilds. This, too, is a way of interpreting versatility.



Playful versatility

Well-designed for maximum flexibility

Using the ropeway to discover new trails, ascend fascinating mountain peaks or move effortlessly in another dimension within cities – the ATRIA is suitable for a wide range of applications. Thanks to its modular construction, the cabin can be optimally adapted to individual needs. From the flexible seating concept to the ventilation and lighting systems – the modularity of the fittings ensures simple retrofits or conversions for years to come.


On track with solid Swiss expertise

What has to match has to be thought through right down to the detail from construction to assembly. CWA can count on the skills and expertise of its employees in all steps of development, design, production, and assembly. They work out and implement the optimum solutions for the different modules of the ropeway cabins in exchange with each other. In production, robotic systems support the construction of the cabin structure and the insertion of the glazing. At CWA, modern industrial production goes hand in hand with Swiss quality and precision.

Premium

Carefully selected materials with precision finish. For top customer satisfaction. Longevity and sustainability were key factors in the choice of materials. For market-oriented solutions and safe investments. A little example? CWA has developed the comfortable ergonomic individual seats in close collaboration with a professional seat manufacturer. Their beechwood core has insulating properties, and offers light weight and high strength. Differing coverings, seat heating or a premium clear-finish wood with custom-made veneer are available to suit the specific application.

At home around the globe



Be it winter or summer, mountain or valley, city or country – ropeway cabins from CWA are at home exactly where people want to get from A to B in a relaxed and safe manner.



Breathtaking views year in, year out

If you're floating sky-high, you might as well do so with a clear view of the horizon. That's what CWA offers in all its cabins – regardless of where you're traveling. The cabins' generously proportioned panoramic glazing enables unobstructed vistas in all directions. Seats, backrests, handrails, bumpers – all elements are constructed to ensure a maximum field of vision for the passengers.

Mountain



Get a whiff of mountain air all year round: ropeway operators are converting to year-round operation. That's easy to do with CWA's modular options.

Up the mountain

Winter – the classical CWA season. For decades, the cabins from Olten have dominated the winter sports landscape. And that is set to continue for decades to come.

On snow-covered mountains, connecting the base station with the ski trails – this is where CWA is at home. It was also amid wintry mountain ranges that the very first OMEGA cabins were attached to the rope in 1983. The expertise from countless years of experience in the field of winter sports are a major asset. With changing trends in sport and leisure, CWA cabins adapt while retaining their proven success formula.

Winter operations pose a particular challenge when it comes to balancing out cold and heat. Therefore, the ergonomic seats are available with optional seat heating. Different types of windows ensure optimal cabin ventilation. A great opportunity to top up with fresh air and energy for the next downhill run.



The right sports equipment holder for every season: ergonomically shaped, low-noise external ski racks, the proven TWISTIN ski rack for carrying skis inside the cabin, plus the newly designed, practical bike rack.





Urban

The modern form of mobility. Resource-saving, efficient and taking a different path than other means of transport.

In urban areas, people want to get from A to B as quickly, simply and conveniently as possible. And at any time without having to wait long. This is where continuous-movement gondola lifts, and in particular the OMEGA V, STELLA and ATRIA, offer decisive benefits.

Passenger transport in cities has to satisfy special criteria. Such as protection against littering when passing over buildings. Door systems have to be monitored and continuous operation is a must. The CWA cabins are optimally equipped to meet these requirements, with options that include an electro-mechanical door system with acoustic warning signal, an intercom system or CCTV monitoring.



Advancing in big steps

City mobility with wide reach and straight thinking. A 3S system can cover large distances and cross great heights in the urban environment: a river, a hill or an entire district of the city. Continuous passenger flows are another major benefit. Every cabin enables a large number of people to travel swiftly from one station to the next. For commuters in particular, this significantly enhances quality of life in a city.

Boarding, please

Welcome! Boarding a ropeway cabin has seldom been so easy. A 900 mm to 1,500 mm door opening, a level cabin step, and maximum grip flooring. That's how simple and convenient cabin access can be – also when using a baby stroller or wheelchair, or when transporting freight. At CWA, accessible really means unhindered and independent travel.



In good hands

The experience really begins in the cabin. Feeling good is explicitly desired. The cabin interior can be optimally equipped for urban transport thanks to modular fitting options. For instance, with flexible interiors and space arrangements that also allow bicycles, baby strollers and wheelchairs to be carried with ease. In addition, the generously proportioned panorama glazing means that passengers can enjoy the city from an entirely new perspective.

A key point when developing our ropeway cabins was the optimal styling of cabin elements – from the ergonomic seats and window handles and readily accessible maintenance points to the barrier-free access to the cabin. The cabin becomes a real oasis of calm with the sound-absorbing ceiling, which creates a comfortable interior acoustic – supported by the pleasantly unobtrusive running smoothness of the Doppelmayr ropeway system. When on an evening ride and the integrated lighting elements in the seat, in the headliner, and on the outside of the cabin are switched on, you will enjoy a special, unforgettable ambiance.

Point of Interest

Up a sacred mountain? Watching animals from the air at the zoo? Ride across the sea to an adventure park? CWA cabins make it happen.

The simple and convenient route to points of interest. No matter how remote a location might be – everyone gets to their destination in comfort with the POI version of the CWA cabins. For the ultimate experience, take a ride in a glass-bottomed cabin. That way, you'll discover the world from an entirely new perspective.



Enjoying a good indoor climate

Breathe in the atmosphere during the trip. That's exactly what the well-conceived ventilation concept in the CWA cabins was developed for. The well-conceived ventilation concept ensures a pleasant indoor climate and a sense of comfort in the cabin. Air ducts in the underbody and kick panels along with sliding windows in the doors provide basic passive ventilation inside the cabin – entirely free from drafts. Individual combinations incorporating hopper and flip-out windows bring even more fresh air into the interior. This can also be supplemented by active ventilation or air-conditioning integrated into the ceiling.

Comforting interior

Premium design features create a feel-good oasis inside the cabin. The ergonomic tropical seats in clear finish wood with air vents were specially developed for the world's hot and tropical regions. The natural material does not heat up and has a pleasant feel. Somewhat more inconspicuous, but no less effective, is the continuous ceiling made of sound-absorbing molded fleece. It contributes significantly to the uncluttered interior design of the CWA cabins and ensures the well-being of passengers throughout the journey.

The neat cover conceals a large space for the installation of electronic components for the power supply or for infotainment and active ventilation. Indirect cabin lighting can also be installed on request. The CWA cabins offer many options for additional fittings that blend in harmoniously with the overall design. This philosophy is continued all the way through to the smallest detail – the consistent styling and meticulous workmanship ensure that attachments are not visible.



What will the ropeway cabin of the future look like?

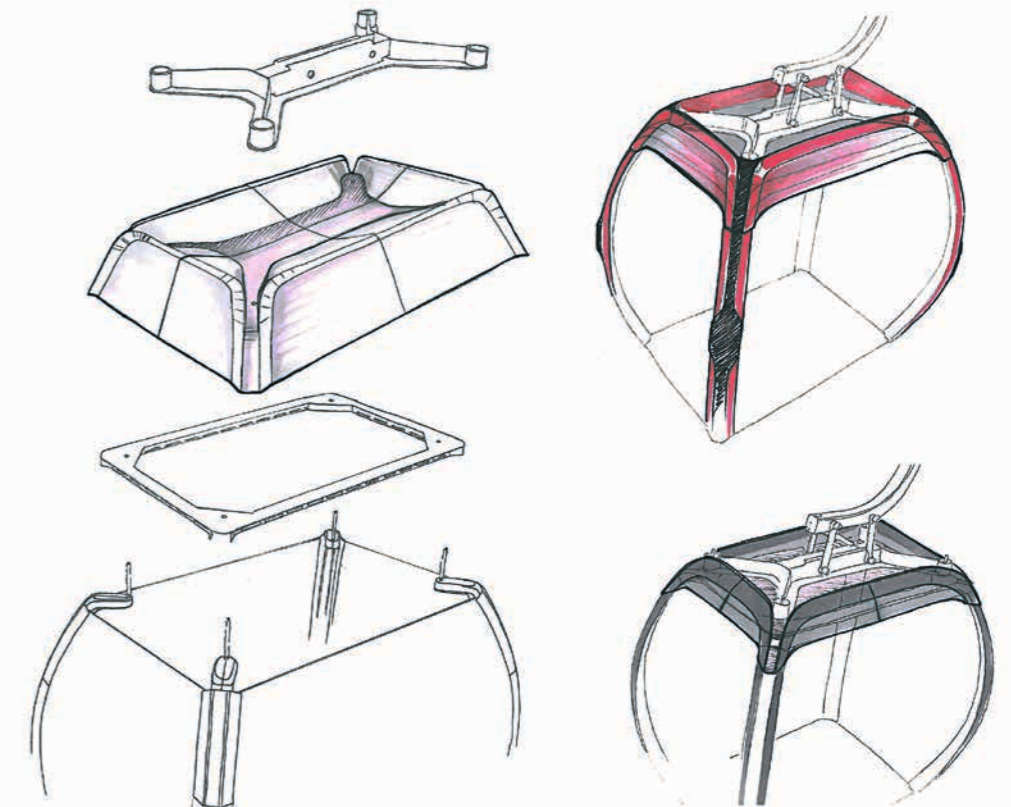


We can show you.
Today.

Throughout the development of the CWA cabins, passengers and ropeway operators are placed at the center of all considerations. What requirements will they expect tomorrow's ropeway cabin to meet? And what about the next generation of ropeway cabins?

One of the outcomes of this focus is the modularity and retrofit capability of the CWA cabins. These are the features that

make them so functional and maintenance-friendly. The development of new products calls for sensitivity on the part of the design team, who succeeds in crafting every individual component and detail as part of a coherent overall concept. How else could proven elements be identified and retained while simultaneously incorporating innovations? This ensures that today's promises hold good for tomorrow. What has been retained is the unmistakable design, which can effortlessly move with the times.



Enjoy

The feel-good factor – derived from technical know-how and decades of passenger focus. Being able to relax and enjoy the ride. Entering and leaving the cabin with ease. Instinctively feeling good within the space. At the same time taking in vistas you will remember all your life. That's how the CWA cabins define the feel-good factor. For those who have grown up with these cabins and for those who have yet to become adults. For winter fans and those who love the summer. For explorers and athletes. For individualists, groups of friends and generations of families.

Perfect form

Timelessly elegant and unmistakably independent. An attractive overall appearance that harmoniously blends in with a wide range of landscapes. That was one of the design objectives when developing the latest CWA ropeway cabins. Their rounded form and clean lines help to create its distinctive presence. From the stylishly designed underbody panel up to the roof with integrated suspension – the result is an inherently consistent precision appearance with maximum transparency.



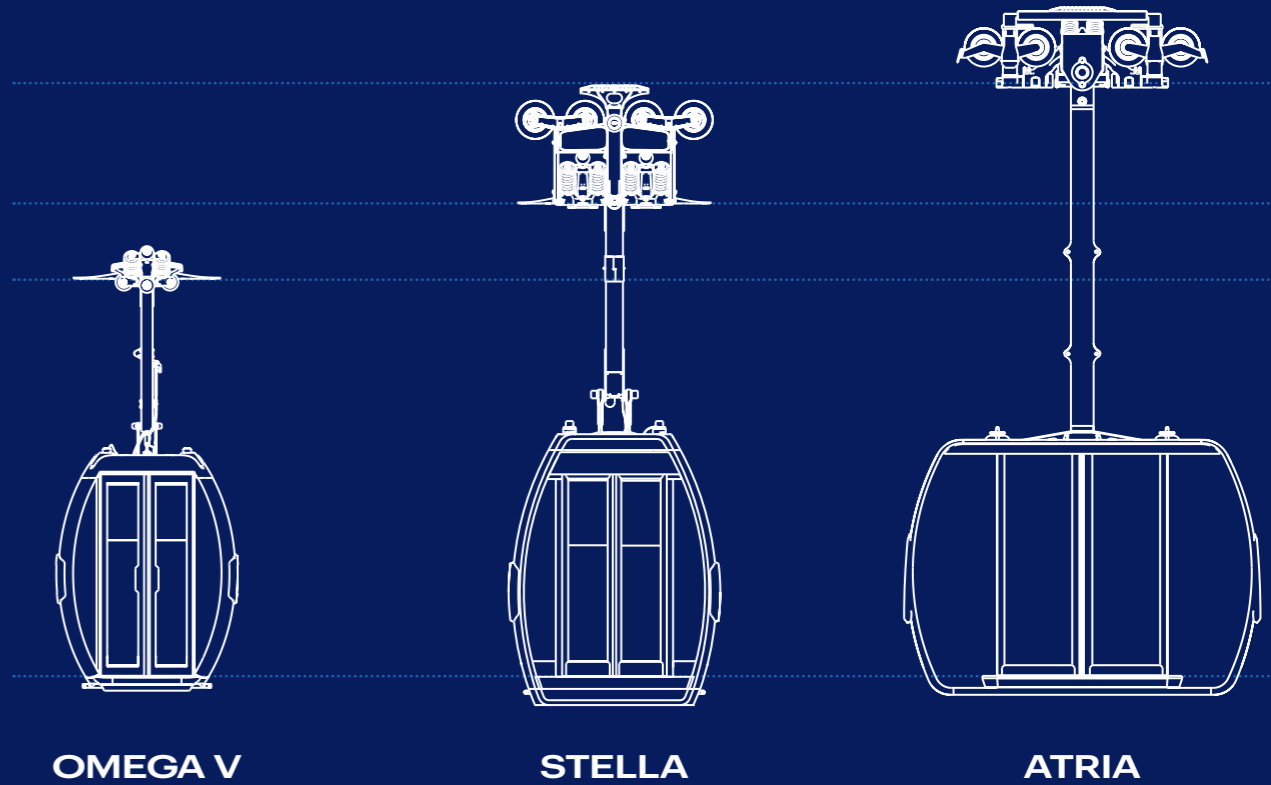
The absolute best from the world of ropeways: **CWA cabins and Doppelmayr ropeways systematically united.**

CWA's contribution to Doppelmayr's overall ropeway system are the up-to-date cabins – new cabins that incorporate all the essential elements of Doppelmayr's ropeway technology and make them inherent features of its design.

A visible example of this team play is the hanger, the key connection between carrier and rope: it has been visually integrated into the cabin roof.

Like Doppelmayr's ropeway solutions, the CWA cabins impress with their quiet motion. This is the result of various developments in their structural design along with the acoustic ceiling, which also serves as a low-vibration cover for electrical fittings in the cabin.

The top-class ropeway trilogy



Capacity	8 / 10 passengers	up to 20 passengers	up to 34 passengers
thereof seats	8 / 10	10 – 12	24
Loading capacity	800 kg	1,500 kg	2,560 kg
Door opening	900 mm	1,050 mm	1,500 mm
Door drive	mechanical	electromechanical	electromechanical
Sports equipment transport	inside and outside	inside	inside
Accessibility	● ●	● ● ●	● ● ●
AURO	✓	✓	✓

Shaping the future together

The world of ropeways

15,400 ropeways
on six continents

96 countries

with ropeways from the Doppelmayr Group



Everything for ropeways from a single source – and preferably only the very best. If that's what you're looking for, the Doppelmayr Group is the right partner.

More than 3,000 employees in 50 countries around the world are part of the Doppelmayr Group. They plan, develop, design, manufacture, build and support innovative projects. These include high-performance ropeways for passenger and material transport, efficient intralogistics systems and creative experience concepts. This means that customers worldwide receive everything from a single source.

The Doppelmayr Group's all-round carefree package includes customized solutions, sustainable technology for generations and reliable support throughout the product's service life. The Group, headquartered in Wolfurt, Austria, and founded in 1893, is the world market leader in ropeway construction and has sites and subsidiaries worldwide.

